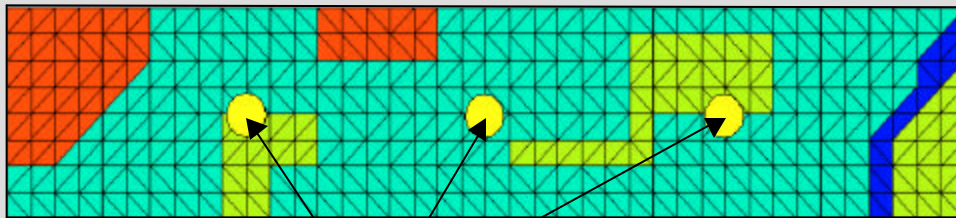


VisualDOC/MOLDFLOW Polymer Injector Location Optimization



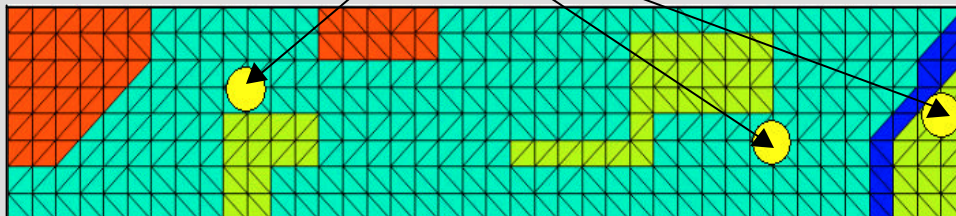
VisualDOC Will Locate the Three Gates so that the Maximum Pressure at the End of Filling will be Minimized

The Flat Plate is Comprised of Four Different Thickness Regions

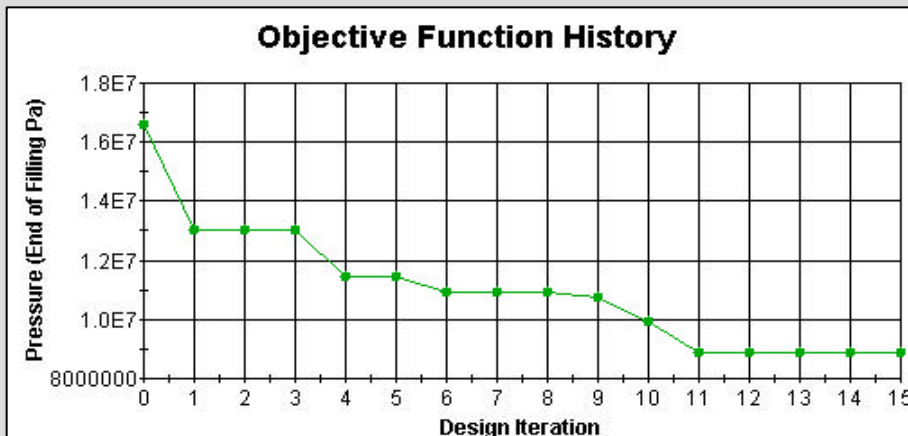


Initial Injector Locations

Optimized Injector Locations



Mesh Thickness [mm]



Identify Injector locations to minimize the pressure

Vanderplaats R&D, Inc.
41700 Gardenbrook Suite 115
Novi, MI 48375
info@vrand.com
(248) 596-1611